

SINGER
12W211,W212,W213

Form 2757w

(341)

Printed in U. S. A.

LIST OF PARTS



MACHINES
Nos. 12 w 211, 12 w 212
and 12 w 213

THE SINGER MANUFACTURING COMPANY

From the library of: Superior Sewing Machine & Supply LLC

INDEX

	Page
Accessories	12
Auxiliary Rock Shaft	18
Bobbin Winder	13,15
Equipment for End on Set Up	17
Knee Lifter	14
Knee Lifter Rock Shaft	18
Machine No.12W211	5
Machine No.12W212	11
Machine No.12W213	12
Machine Starting Rock Shaft	17
Numerical List of Parts	19
Starting Treadle	14,16

Copyright, U. S. A., 1939, 1940 and 1941
by The Singer Manufacturing Co.
All Rights Reserved for all Countries

INSTRUCTIONS FOR ORDERING

In ordering from this list, use ONLY the PART number in the FIRST column.

The number stamped on a Sewing Machine Part is the number of the Single Part only, except when the part includes Set Screws, Clamping Screws, Studs and Rollers Spun on, Small Wires riveted, or Parts soldered together, etc., which it is necessary to furnish in combination.

Every combination of parts sent out has its specific number which, although not stamped on Parts (except in above case), must be used when ordering the combination.

Each number always indicates the SAME PART in whatever list it appears, or for whatever Machine.

The letters after some of the numbers indicate the style of finish only, as follows:

- A. Hardened, Polished, Nickel Plated and Buffed.
- B. Polished, Nickel Plated and Buffed.
- C. Hardened only.
- D. Polished only.
- E. Soft, not polished.
- F. Hardened and Polished.
- H. Blued.
- J. Nickel Plated only.
- R. Merlized.
- X. Black Oxide.
- XC. Hardened and Black Oxide.
- Y. Black Nickel only.

These letters MUST BE USED when they appear in the list and AFTER the number, as in the list.

In this series:


200001 to 201500 and 350001 to 351500 are Screw Numbers.
 201501 to 201800 and 351501 to 351800 are Nut Numbers.
 201801 to 202000 and 351801 to 352000 are Roller Numbers.
 202001 to 350000 are Numbers of Machine Parts.

The figures in the second column refer only to the plate in which the illustration of the part is shown and are NOT TO BE USED in ordering.

Two or more numbers over a cut indicate that the difference between such parts is not visible in an illustration.

Parts marked with an asterisk (*) are furnished when repairs are made at the factory.

LIST OF PARTS COMPLETE FOR



MACHINE No. 12w211

HAS STOP MOTION. NO FEED MOTION.

ONE INCH NEEDLE BAR LIFT.

For Tacking Coat Pads, Shoulder Pads and
Stair Pads, Basting Coats, etc.

No.	Plate	Name
*207891	-----	Arm
204163	17701	" Cap
200278H	17701	" " Screw
202248	17701	" " " Washer
204235	17701	" Position Pin (2)
200010E	17701	" Screw (3)
202005	17701	" " Washer (3)
207886	17701	" Shaft
204736	17701	" " Bushing (back)
200383C	17701	" " " Set Screw
207887	17701	" " " (front) with 202260
202260	17701	" " " Oil Packing (wick)
200502B	17701	" " " " " Thumb
		Screw

No.	Plate	Name
200338C	17701	Arm Shaft Bushing (front) Set Screw
204706	17701	" " Connection with four 200054E (2)
200054E	17701	" " " " Screw
207833	17701	Balance Wheel (belt groove 2-3/4 in. diameter)
200776D	17701	Balance Wheel Adjusting Screw
207834	17701	Balance Wheel complete, Nos. 204741, 207833, 223002, 235328, 235396, three each 200233C 204744 and four 200567H
*207888	-----	Bed with 203376, 204245, 204393 and two 200516E
202258	17701	Bed Hinge Connection (2)
200570E	17701	" " " " Screw (4)
206105	17707	" Slide (back)
204177	17707	" " (front)
206076	17702	Bobbin
208382	17702	" Case (solid center bearing) with 204181
204181	17702	Bobbin Case Position Finger
204531	17702	" " Tension Spring
200598C	17702	" " " " Adjusting Screw
200592C	17702	" " " " Screw
208383	17702	Bobbin Case complete, Nos. 200592C, 200598C, 204531 and 208382
207892	17706	Face Plate with 200366H, 202087, 202090, 204185, 204281, 204730, two each 200368H and 200397H
200053C	17706	Face Plate Screw
204185	17706	" " Thread Guide
200397H	17706	" " " " Set Screw
207893	17706	" " complete, Nos. 200577XC, 204059, 204272, 204731, 204795, 207812, 207892, 207901, two each 200118F and 200309E
204216	17702	Hook (sewing) with 204217
204217	17702	" Bobbin Case Stud
204218	17702	" Bracket with 200379C and three 204234
204219	17702	" " 204218 with 204226
207820	17702	" " 204219 with 204224, 204225, 204229, 204539, two each 204223 and 204331
200379C	17702	Hook Bracket Adjusting Screw (lower)
200334C	17702	" " " " (upper)
204539	17702	" " Bobbin Case Stop (hinged)
204223	17702	" " " " Hinge Pin
204224	17702	" " " " Latch
204223	17702	" " " " Hinge Pin
204225	17702	" " " " Spring
200562C	17702	" " Screw (lower)

No.	Plate	Name
200564C	17702	Hook Bracket Screw (upper)
207821	17702	" " complete, Nos. 204216 and 207820
204239	17702	" Driver with 204242 and 204243
204393	17702	" " Bushing
208246	17703	" " Crank
204240	17703	" " " 208246 with 200378C, 200662C, 201530E and two 200348C
204241	17703	Hook Driver Crank Link
200669C	17703	" " " " Stud
201530E	17703	" " " " Nut
200348C	17703	" " " " Set Screw (long)
200378C	17703	" " " " " (short)
200662C	17703	" " " " Stud
201530E	17703	" " " " Nut
204243	17702	" " Pin
204242	17702	" " Washer
207889	17703	" Driving Shaft
204245	17703	" " " " Bearing
202126	17703	" " " " Position Pin
200516E	17703	" " " " Screw
204246	17703	" " " " Collar with two 200383C
200383C	17703	" " " " Set Screw
204201	17703	" " " " Crank with 200335C, 200431C, 200669C and 201530E
200431C	17703	Hook Driving Shaft Crank Position Screw
200335C	17703	" " " " Set Screw
204226	17702	" Race, .156 in. thick, 1.906 in. diameter
204229	17702	" " Cap (iron)
204230	17702	" " " " Spring
204231	17702	" " " " 204230 with 200792E
200792E	17702	" " " " Screw
204234	17702	" " " " Position Pin
235328	17701	Machine Driving Friction (leather)
204741	17701	" " " " Clamp
204742	17704	" " " " Operating Washer
204743	17704	Machine Driving Friction Clamp Operating Washer Incline Lever
200233C	17701	Machine Driving Friction Clamp Screw
204744	17701	" " " " Spring
235396	17701	" " " " Position Plate
200567H	17701	" " " " " Screw
204745	17704	Machine Incline Lever with 201230E and 201537E
207890	17701	Machine Incline Lever Bearing with 200383C and 204736

No.	Plate	Name
200565E	17701	Machine Incline Lever Bearing Screw (3)
201230E	17704	" " " Position Screw
201537E	17704	" " " " "
		Check Nut
201072D	17704	Machine Incline Lever Screw
202622	17704	" " " Washer
103042	17704	" Starting Lever
200219D	17704	" " " Hinge Screw
200335C	17704	" " " " " Set Screw
223002	17701	Machine Stop Cam with 200328C, 200325C, 200370C, 204747 and 206427
204747	17701	Machine Stop Cam Friction Ring (leather)
206427	17701	" " " " " Position Pin
200328C	17701	Machine Stop Cam Position Screw
200370C	17701	Machine Stop Cam Position Screw Check Screw
200335C	17701	" " " Set Screw
223013	17704	" " " Slide
200249F	17704	" " " " Hinge Screw
201525E	17704	" " " " " Nut
223015	17704	" " " " Lever
223016	17704	" " " " 223015 with 200122H, 200249F, 200991F, 201822, 223013, 223014 and two 201525E
200258D	17704	Machine Stop Cam Slide Lever Hinge Screw
201522E	17704	" " " " " " "
		Nut
201822	17704	Machine Stop Cam Slide Lever Roller
200991F	17704	" " " " " " Screw
		Stud
201525E	17704	Machine Stop Cam Slide Lever Roller Screw
		Stud Nut
223014	17704	Machine Stop Cam Slide Spring
200122H	17704	" " " " " Screw
207894	-----	Machine Stop Motion complete, Nos. 103042, 200219D, 200258D, 200776D, 201072D, 201522E, 202622, 204742, 204743, 204745, 207834 and 223016
207837	17705	Needle Bar (hollow) with 207840
204717	17705	" " Connecting Link
200658C	17705	" " " " Hinge Screw Stud
200346C	17705	" " " " " " "
		Set Screw
204479	17705	Needle Bar Connecting Link Hinge Screw Stud Set Screw Packing (brass)

No.	Plate	Name
204249	17705	Needle Bar Connecting Stud with 200072C and 202277
202277	17705	Needle Bar Connecting Stud Oil Packing (wick)
200072C	17705	Needle Bar Connecting Stud Pinch Screw
207845	17705	" " Guard
204326	17705	" " Packing Cord (2)
200504E	17705	" " Screw Bushing (lower)
*207840	-----	" Clamp with 200420F
200420F	17705	" " Set Screw
207844	17705	" Stripper Bar with 204758 and two 200610F
204758	17705	Needle Stripper Bar Position Guide
200610F	17705	" " " " " Screw
200846E	17705	" " " Screw Bushing
204759	17705	" " " Spring
204334	17705	" " " Seat
201608B	17705	" " " Thumb Nut
201540E	17705	" " " " Check Nut
206482	17705	" " " " Washer
207839	17705	Needle Bar and Stripper complete, Nos. 200846E, 201540E, 201608B, 204334, 204759, 206482, 207837 and 207844
202068	17701	Spool Holder Base
200575H	17701	" " " Screw
204296	17701	" " Wire
200079H	17701	" " " Hinge Screw
204297	17701	" " complete, Nos. 200079H, 202068 and 204296
207897	17705	Take-up Cam with 200335C, 200346C, 200383C, 200430C, 200658C and 204479
200430C	17705	Take-up Cam Position Screw
200383C	17705	" " " " Check Screw
200335C	17705	" " Set Screw
207898	17705	" Lever
207899	17705	" " 207898 with 204723
204723	17705	" " Bearing with 204264
204264	17705	" " " Position Pin
200042F	17705	" " " Screw
201816	17705	" " Roller
207900	17705	Take-up Lever complete, Nos. 200042F, 201816 and 207899
244048	17706	Tension Disc
202090	17706	" " Position Pin
207812	17706	" Release Lever
207901	17706	" " " Operating Lever (adjustable)
200118F	17706	Tension Release Lever Operating Lever Screw

No.	Plate	Name
200309E	17706	Tension Release Lever Screw
202075	17706	" " Plunger
202407	17706	" Spring
200632B	17706	" Stud
200397H	17706	" " Set Screw
201572B	17706	" Thumb Nut
204271	17706	" Washer
204272	17706	Tension complete, Nos. 200632B, 201572B, 202075, 202407, 204271 and two 244048
204274	17706	Thread Controller Plate
200577XC	17706	" " " Screw
202098	17706	" " Roller
204275	17706	" " " Guard
202084	17706	" " " Washer
200300C	17706	" " " Screw
204726	17706	" " Spring
204333	17706	" " " Guard
200581H	17706	" " " Screw
202087	17706	" " Stop
204795	17706	" " Stud with 204325
200368H	17706	" " " Set Screw
204925	17706	" " " Washer
204730	17706	" " Thread Guard
200368H	17706	" " " Set Screw
205987	17706	Thread Controller complete, Nos. 200300C, 200581H, 202084, 202098, 204274, 204275 and 204323
204731	17706	Thread Controller and Spring complete, Nos. 204726 and 205987
202413	17701	Thread Guide
204281	17706	" Retainer Guide Wire
202091	17706	" " Sleeve
202092	17706	" " Spring
204058	17706	" " Stud
200366H	17706	" " " Set Screw
204059	17706	Thread Retainer complete, Nos. 202091, 202092 and 204058
207418	17707	Throat Plate, 40 needle hole, for Needle sizes 16 and 18
203376	17707	Throat Plate Position Pin
200577XC	17707	" " Screw

MACHINE No. 12w212

HAS STOP MOTION. NO FEED MOTION.

ONE INCH NEEDLE BAR LIFT.

AUXILIARY PLUNGER OR PAD HOLDER.

For Tacking Coat Pads, Shoulder Pads and

Stair Pads, Basting Coats, etc.

SAME AS MACHINE NO. 12w211 WITH THE

FOLLOWING EXCEPTIONS:

No.	Plate	Name
207902	17710	Knee Presser Lever
207903	17710	" " " 207902 with 200262H
200262H	17710	" " " Hinge Screw
227569	17710	" " " Rod with 202302
202302	17710	" " " " Cotter Pin
208380	17710	Presser Bar
213639	17710	" " Collar with 350355C
350355C	17710	" " " Set Screw
204253	17710	" " Lifting Bracket with 200086C
200086C	17710	" " " " Pinch Screw
207904	17710	" " " " Position Guide
200362C	17710	" " " " " "
		Set Screw
204327	17710	Presser Bar Packing Washer (felt)
200504E	17710	" " Screw Bushing (lower)
207905	17710	" " Spring
200499B	17710	" " Thumb Screw (pressure reg- ulating)

MACHINE No. 12w213

NARROW BED. STOP MOTION. NO FEED MOTION.
SET TRANSVERSELY ON THE TABLE.

ONE INCH NEEDLE BAR LIFT.

For Basting Shoulders On Coats, Tacking Coat Pads
and Similar Work.

SAME AS MACHINE NO. 12w211 WITH THE

FOLLOWING EXCEPTIONS:

No.	Plate	Name
*207910	-----	Bed with 203376,204245,204393 and two 200516E,in place of 207888
207911	-----	Bed Base with two 207913
203184	17713	" Clamp
200262H	17713	" " Hinge Screw
202622	17713	" " Packing Washer
200728B	17713	" " Thumb Screw
203185	17713	" " Washer
207912	17713	" End Cover
207913	17713	" " " Pin
202618	17713	" Hinge,in place of 202258
200030H	17713	" " Screw (6)
204177	17707	" Slide (front),not used
207914	17713	Throat Plate,46 needle hole, for needle sizes 16 and 18, in place of 207418

ACCESSORIES

FOR MACHINE NO. 12w211

206076	17702	Bobbin (5)
*225482	-----	" Case Screw Driver Blade
*225483	-----	" " " " Handle
225497	13067	" " " " complete,Nos. 225482 and 225483
129 X I	17705	Needles,six, size 22
228213	13068	Drip Pan with four 1 in. wire nails
41400	13067	Machine Rest Pin (wood)
120342	13067	Oiler (copper plated) with 120343
120343	13067	" Spout (3-1/2 in.long)
225498	13067	Screw Driver (7-1/4in.long)
225554	13067	Wrench

BOBBIN WINDER

(SWINGING AUTOMATIC, RIGHT HAND)

No.	Plate	Name
202470	17708	Base
202471	17708	Frame
200221D	17708	" Hinge Screw
202472	17708	" Spring
200161D	17708	" " Screw
225368	17708	Pulley with 200380C
200380C	17708	" Set Screw
202474	17708	Spindle
227522	17708	Stop Latch
200056E	17708	" " Screw
202477	17708	" " Thumb Lever
200299H	17708	" " " " Hinge Screw
200299H	17708	" " " " Joint Screw
201537H	17708	" " " " " " Nut
202478	17708	" " Trip Lever
200299H	17708	" " " " Hinge Screw
227523	17708	Bobbin Winder complete, Nos. 200056E, 200161D,200221D,201537H,202470 to 202472,202474,202477,202478,225368, 227522,three 200299H and two round head wood screws 3/4 in.,no.12
202480	17708	Spool Holder Base with 200355H and 202484
202481	17708	" " " Spool Pin
202482	17708	" " Tension Disc (lower or upper)
200011D	17708	" " " " Screw
200355H	17708	" " " " " Set Screw
202483	17708	" " " " Spring (brass)
202484	17708	" " " " Thread Guide
202485	17708	Bobbin Winder Spool Holder complete, Nos. 200011D,202480,202481,202483, two 202482 and one wood screw 1 in.,No. 12
227524	17708	Bobbin Winder and Spool Holder complete Nos. 202485 and 227523

STARTING TREADLE
FOR MACHINE No. 12w212

SAME AS FOR MACHINE NO. 12w211 WITH

THE FOLLOWING EXCEPTIONS:

No.	Plate	Name
126036	13068	Treadle
126037	13068	" 126036 with 2713R, 50581R and 126038
126038	13068	" Extension
50581R	13068	" " Screw
2713R	13068	" " Washer
204696	13068	" Lifting Spring
204697	13068	" " Hook (bench)
227956	13068	" Pitman Rod (lower)
204698	13068	" " (upper) with 20030C
204126	13068	" " Clamp with two 200530C
200530C	13068	" " Set Screw
202302	13068	" " Cotter Pin
206386	13068	" Stand (left or right) with two wood screws 1 in., No. 12
228189	13068	Treadle complete, Nos. 126037 and two 206386
227957	13068	" Pitman complete, Nos. 204696 to 204698, 227956 and two 204126
228190	13068	Starting Treadle and Pitman complete, Nos. 227957 and 228189

KNEE LIFTER

228359	16643	Rock Lever with two 350231C
228360	16643	" " Bracket with 200347C and three wood screws 7/8 in., No. 12
228361	16643	Rock Lever Bracket 228360 with 228359, 228363, 228367 and 228386
228362	16643	Rock Lever Extension with 200529C
350231C	16643	" " Set Screw
228363	16643	" " Hinge Pin
228364	16643	" " Knee Plate with 350231C
228388	16643	" " Arm
350231C	16643	" " Set Screw
350231C	16643	" " Set Screw
228365	16643	" " Rod

No.	Plate	Name
200529C	16643	Rock Lever Rod Set Screw
228386	16643	" " Spring
228367	16643	" " Stop Stud
200347C	16643	" " Set Screw
228368	16643	Knee Lifter complete, Nos. 228361, 228362, 228364, 228365 and 228388

FOR MACHINE No. 12w213

206076	17702	Bobbin (5)
*225482	-----	" Case Screw Driver Blade
*225483	-----	" " " " Handle
225497	17716	" " " " complete Nos. 225482 and 225483
129 X I	17705	Needle six, size 22
51078	17716	Machine Bolt (4)
6055	17716	" " Washer (4)
41401	17716	" Rest Pin (wood)
120342	17716	Oiler (copper Plated) with 120343
120343	17716	" Spout (3-1/2 in. long)
225498	17716	Screw Driver (7-1/4 in. long)
225554	17716	Wrench (steel)

BOBBIN WINDER

(SWINGING AUTOMATIC, RIGHT HAND)

225344	17714	Base with 27916, 200065C and two 28084
27916	17714	Brake (leather)
28084	17714	" Rivet
249715	17714	Frame
50356D	17714	" Hinge Screw
1620J	17714	" " " Nut
249716	17714	" Spring
27918	17714	Pulley
225345	17714	Spindle
225346	17714	Stop Latch
35D	17714	" " Hinge Screw
225347	17714	Tension Bracket with 200097C
213706	17714	" " Thread Guide
200097C	17714	" " Set Screw
225348	17714	" " Rod
200065C	17714	" " Set Screw

No.	Plate	Name
2455	17714	Tension Disc
1562J	17714	" Regulating Thumb Nut
418D	17714	" Screw Stud
10141	17714	" Spring
5989	17714	Bobbin Winder Tension complete, Nos. 418D, 1562J, 10141 and two 2455
225349	17714	Bobbin Winder complete, Nos. 35D, 1620J, 5989, 27918, 50356D, 213706, 225344 to 225348, 249715, 249716 and two wood screws 1-1/4 in., No. 12 R.H.B.

STARTING TREADLE

126036	17715	Treadle
46679	17715	" 126036 with 2718R, 46682 and 50581R
46682	17715	" Extension
50581R	17715	" " Screw
2718R	17715	" " " Washer
204696	17715	" Lifting Spring
204697	17715	" " " Hook (bench)
227956	17715	" Pitman Rod (lower)
204698	17715	" " " (upper) with 202302
204126	17715	" " " Clamp with two 200530C
200530C	17715	" " " " Set Screw
202302	17715	" " " Cotter Pin
206386	17715	" Stand (left or right) with two wood screws 1 in., No. 12
228305	17715	Treadle complete, Nos. 46679 and two 206386
227957	17715	" Pitman complete, Nos. 204696 to 204698, 227956 and two 204126
228306	17715	Starting Treadle and Pitman complete, Nos. 227957 and 228305

EQUIPMENT FOR END ON SET UP

FOR MACHINE No. 12w211

STARTING TREADLE

No.	Plate	Name
126036	17709	Treadle
126037	17709	" 126036 with 2718R, 50581R and 126038
126038	17709	Treadle Extension
50581R	17709	" " " Screw
2718R	17709	" " " Washer
27639	17709	" Pitman Rod (lower)
21581	17709	" " " (upper)
80223	17709	" " " Clamp with 361C
361C	17709	" " " " Set Screw
126760	17709	" " complete, Nos. 21581, 27639 and 80223
206386	17709	Treadle Stand (left or right) with two wood screws 1 in., No. 12
228189	17709	Treadle complete, Nos. 126037 and two 206386

MACHINE STARTING ROCK SHAFT

7124	17709	Machine Starting Rock Shaft
126416	17709	" " " " Arm with two 356C
45C	17709	Machine Starting Rock Shaft Arm Hinge Screw
356C	17709	Machine Starting Rock Shaft Arm Set Screw
12242	17709	" " " " Hanger with two wood screws 1 in., No. 10
204698	17709	Machine Starting Rod with 202302
204126	17709	" " " " Clamp with two 200530C
200530C	17709	Machine Starting Rod Clamp Set Screw
126415	17709	Machine Starting Rod Collar with 45C and 362C
362C	17709	Machine Starting Rod Collar Set Screw
202302	17709	" " " Cotter Pin
204696	17709	" " " Spring
204697	17709	" " " " Hook (bench)
126417	17709	Machine Starting Rock Shaft complete, Nos. 7124, 126415 and two each 12242 and 126416

FOR MACHINE No. 12w212
 SAME AS FOR MACHINE NO. 12w211 WITH
 THE FOLLOWING EXCEPTIONS:
 KNEE LIFTER ROCK SHAFT

No.	Plate	Name
2763	17711	Rock Shaft
2765	17711	" " Knee Arm
2768	17711	" " " " 2765 with 2766 and 2767
2766	17711	" " " " Hub with 356C
356C	17711	" " " " Set Screw
2767	17711	" " " Plate with 356C
356C	17711	" " " Set Screw
7539	17711	" " Hanger (back) with two wood screws 1 in.,No.10
20093	17711	Rock Shaft Hanger (front) with two wood screws 1 in.,No.10
228257	17711	Rock Shaft Lifting Lever with 356C
228258	17711	" " " " 228257 with 8073 204225,228240 and 228241
228240	17711	Rock Shaft Lifting Lever Rod (3 in.long)
200529C	17711	" " " " " Set Screw
228241	17711	" " " " " Swivel with 200529C
204225	17711	Rock Shaft Lifting Lever Rod Swivel Spring
8073	17711	" " " " " " " "
		Plunger
356C	17711	Rock Shaft Lifting Lever Set Screw
2770	17711	" " Stop Dog with 140219C
140219C	17711	" " " " Set Screw
228259	-----	Knee Lifter Rock Shaft complete,Nos.2763, 2768,7539,20093,228258 and two 2770

AUXILIARY ROCK SHAFT


7124	17711	Rock Shaft
27683	17711	" " Arm with two 356C
356C	17711	" " " Set Screw
7125	17711	" " Connecting Rod
6337	17711	" " " " Bracket with two 356C
356C	17711	Rock Shaft Connecting Rod Bracket Set Screw
356C	17711	Rock Shaft Connecting Rod Set Screw
20093	17711	" " Hanger (back) with two wood screws 1 in.,No.10
7539	17711	Rock Shaft Hanger (front) with two wood screws 1 in.,No.10
39575	17711	Rock Shaft Starting Hook Chain Hook
2770	17711	" " Stop Dog with 140219C
140219C	17711	" " " " Set Screw
126490	-----	Auxiliary Rock Shaft complete,Nos.2770 6337,7124,7125,7539,20093,27683 and 39575

NUMERICAL LIST OF PARTS

No.	Plate	Name
35D	17714	Bobbin Winder Stop Latch Hinge Screw,for 225349
45C	17709	Machine Starting Rock Shaft Arm Hinge Screw,for 126415
356C	17711	Auxiliary Rock Shaft Arm Set Screw,for 27683
356C	17711	Auxiliary Rock Shaft Connecting Rod Bracket Set Screw,for 6337
356C	17711	Auxiliary Rock Shaft Connecting Rod Set Screw,for 6337
356C	17711	Knee Lifter Rock Shaft Knee Arm Hub Set Screw,for 2766
356C	17711	Knee Lifter Rock Shaft Knee Plate Set Screw,for 2767
356C	17711	Knee Lifter Rock Shaft Lifting Lever Set Screw,for 228257
356C	17709	Machine Starting Rock Shaft Arm Set Screw for 126416
361C	17709	Starting Treadle Pitman Rod Clamp Set Screw,for 80223
362C	17709	Machine Starting Rod Collar Set Screw, for 126415
418D	17714	Bobbin Winder Tension Screw Stud,for 5989
1562J	17714	Bobbin Winder Tension Regulating Thumb Nut,for 5989
1620J	17714	Bobbin Winder Frame Hinge Screw Nut,for 225349
2455	17714	Bobbin Winder Tension Disc,for 5989
2718R	13068	Starting Treadle Extension Screw Washer, for 46679 and 126037
2763	17711	Knee Lifter Rock Shaft,for 228259
2765	17711	" " " " Knee Arm,for 2768
2766	17711	" " " " " " Hub with 356C,for 2768
2767	17711	Knee Lifter Rock Shaft Knee Plate with 356C,for 2768
2768	17711	Knee Lifter Rock Shaft Knee Arm 2765 with 2766 and 2767,for 228259
2770	17711	Auxiliary Rock Shaft Stop Dog with 140219C for 126490
2770	17711	Knee Lifter Rock Shaft Stop Dog with 140219C,for 228259
5989	17714	Bobbin Winder Tension complete,Nos.418D, 1562J,10141 and two 2455,for 225349
6055	17716	Machine Bolt Washer,for Machine No.12w213
6337	17711	Auxiliary Rock Shaft Connecting Rod Bracket with two 356C,for 126490

13067 - 1/2

120342



120343

225498



225497



41400



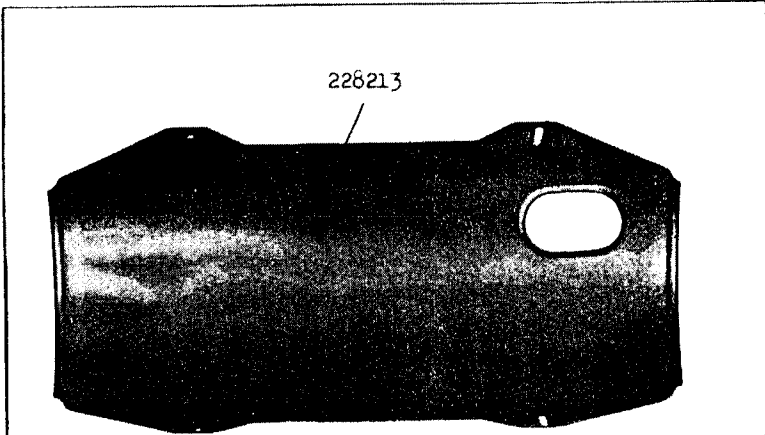
225554



Genuine Singer Needles should be used
in Singer Machines.
These Needles and their Containers
are marked with the
Company's Trade Mark "SIMANCO." 1

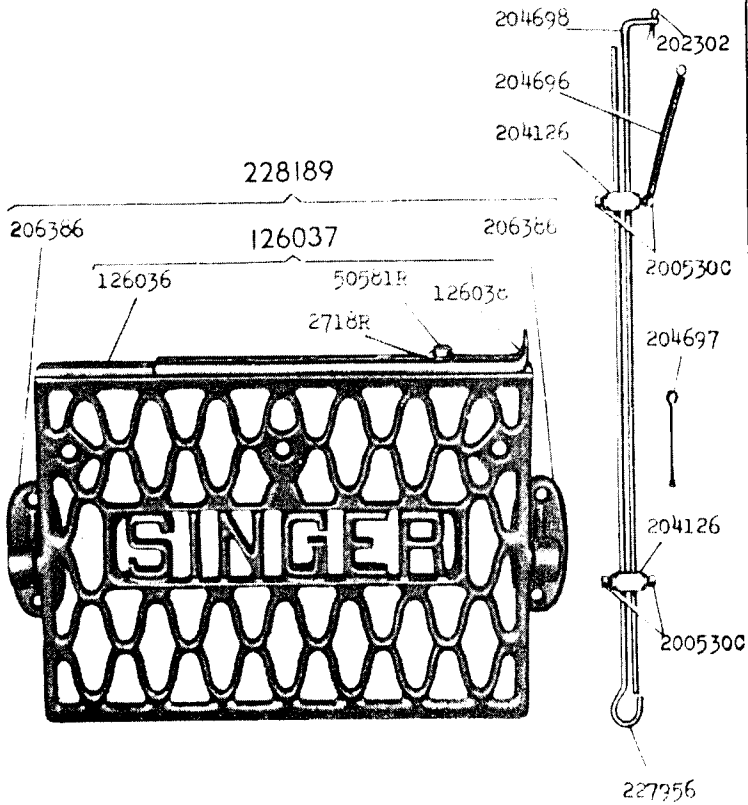
Needles in Containers marked
"For Singer Machines"
are not Singer made needles. 2

13068 - 1/6



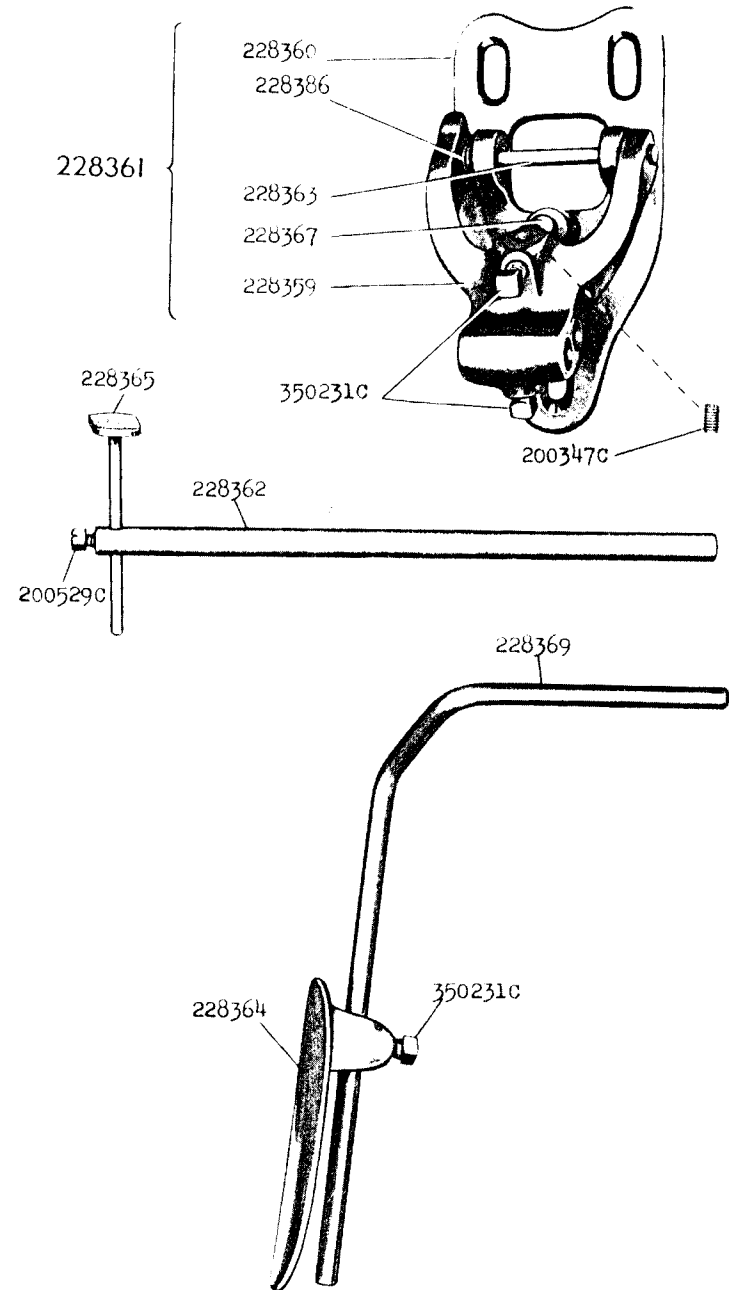
228190

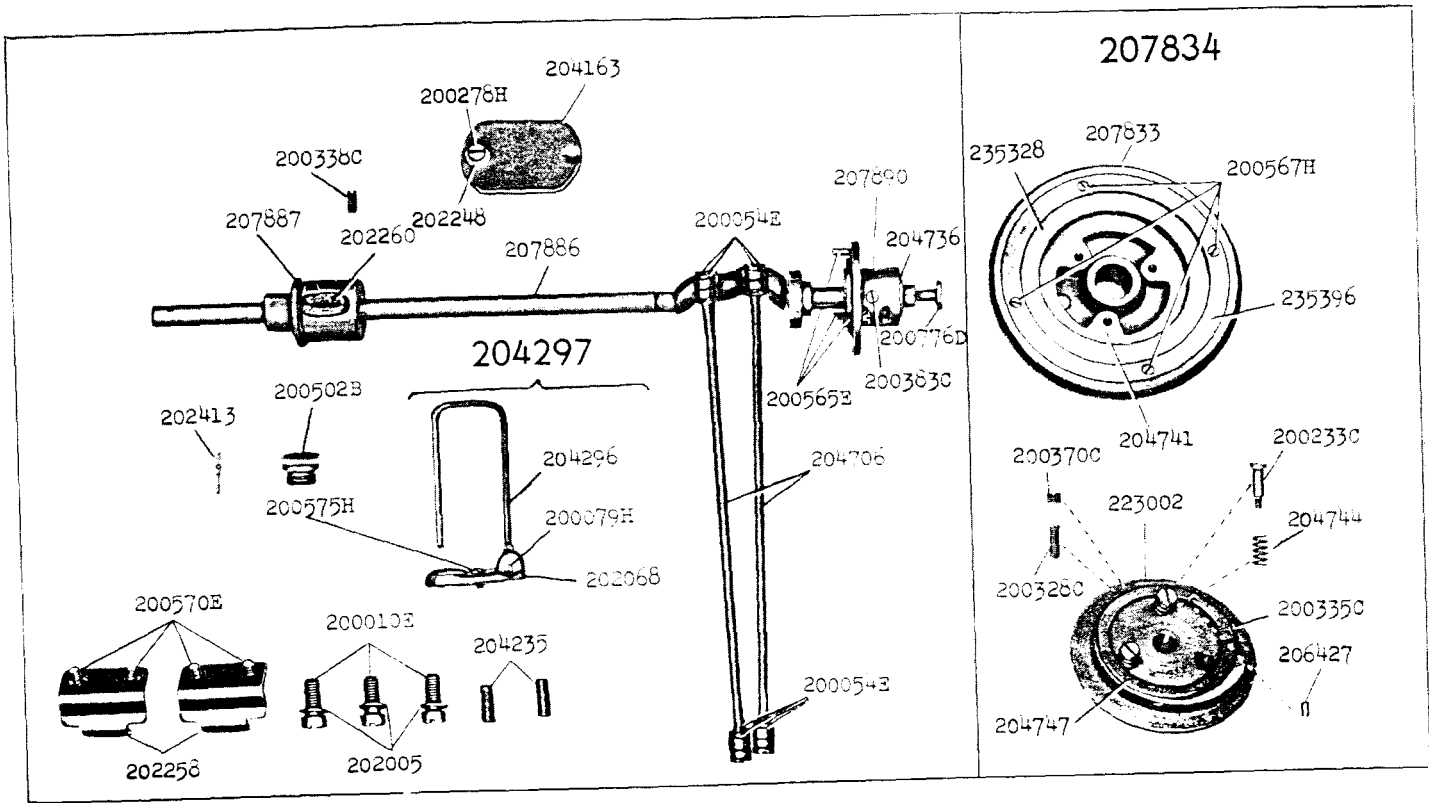
227957



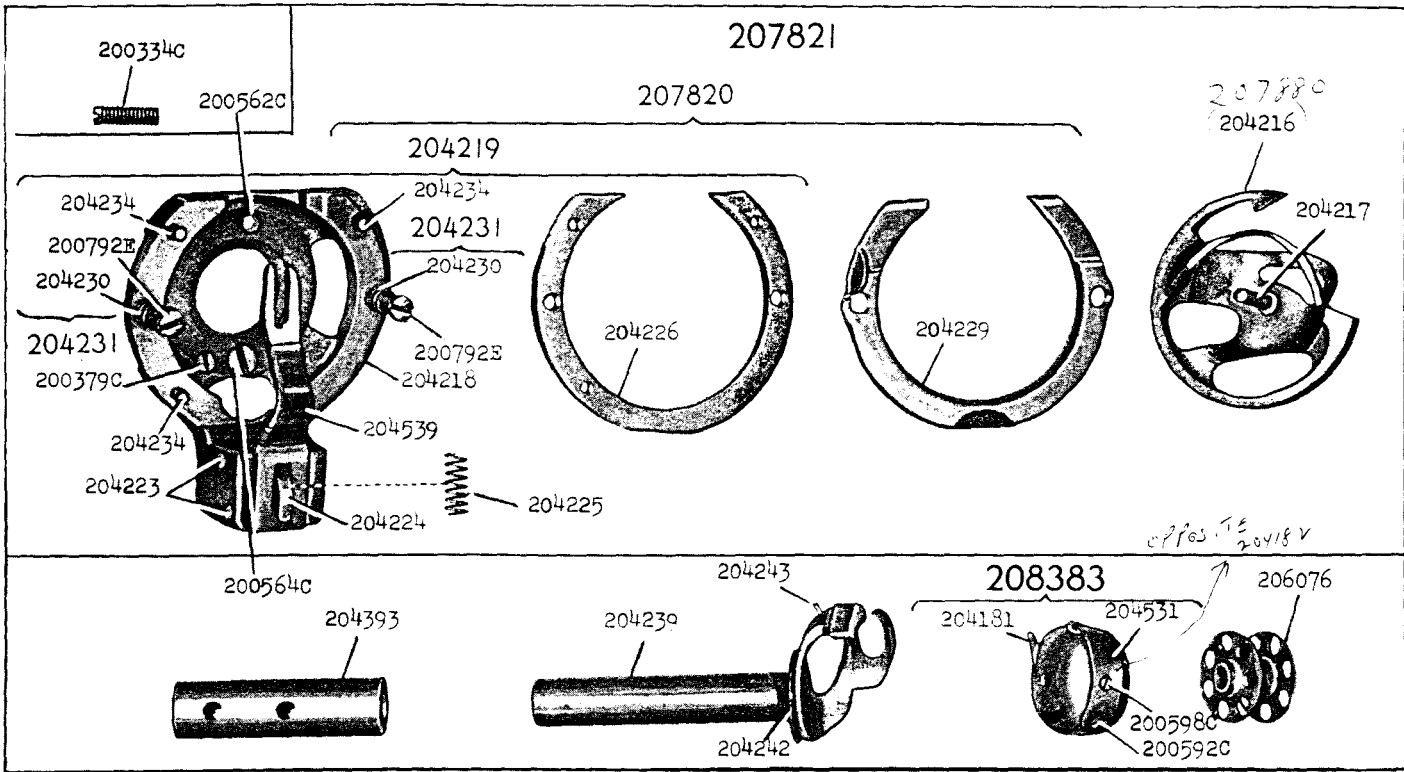
16643 - 3/8

228368

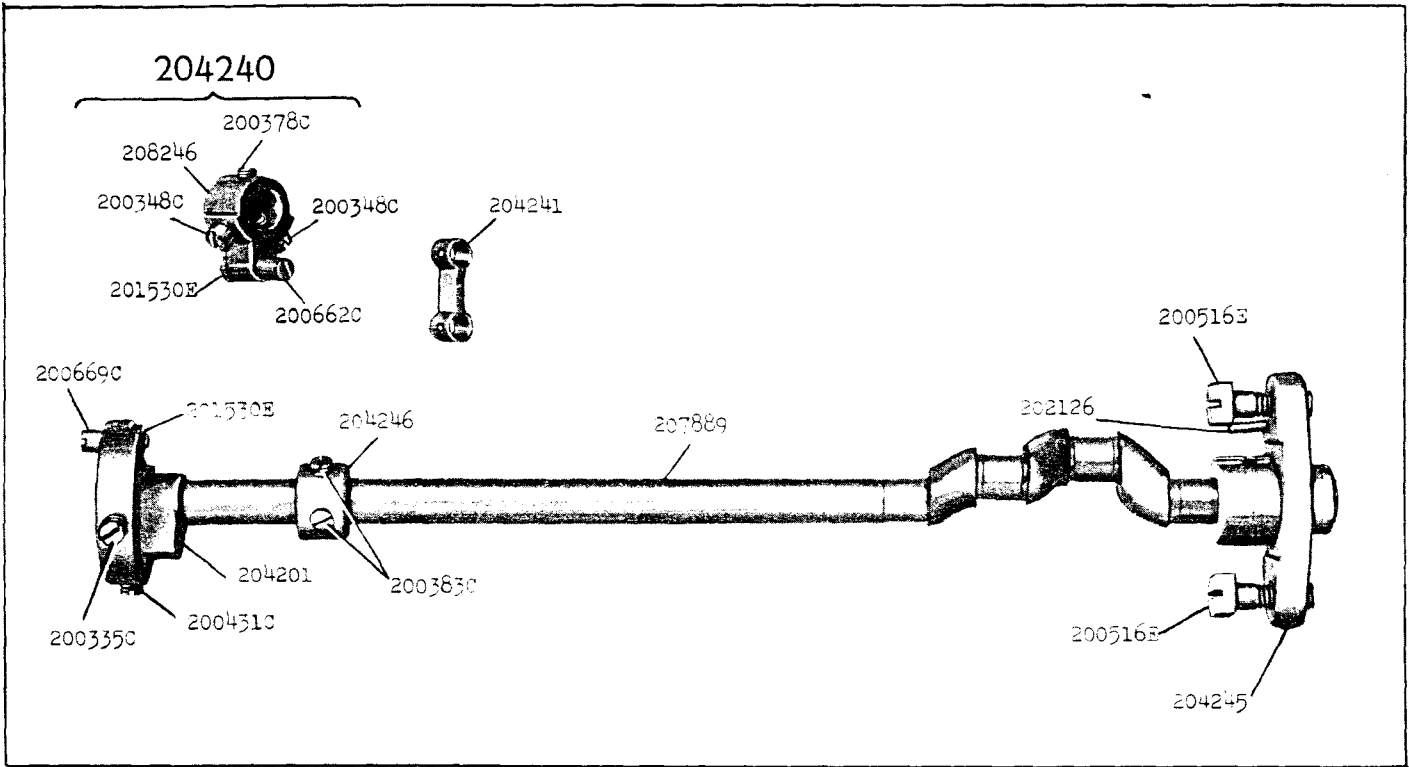




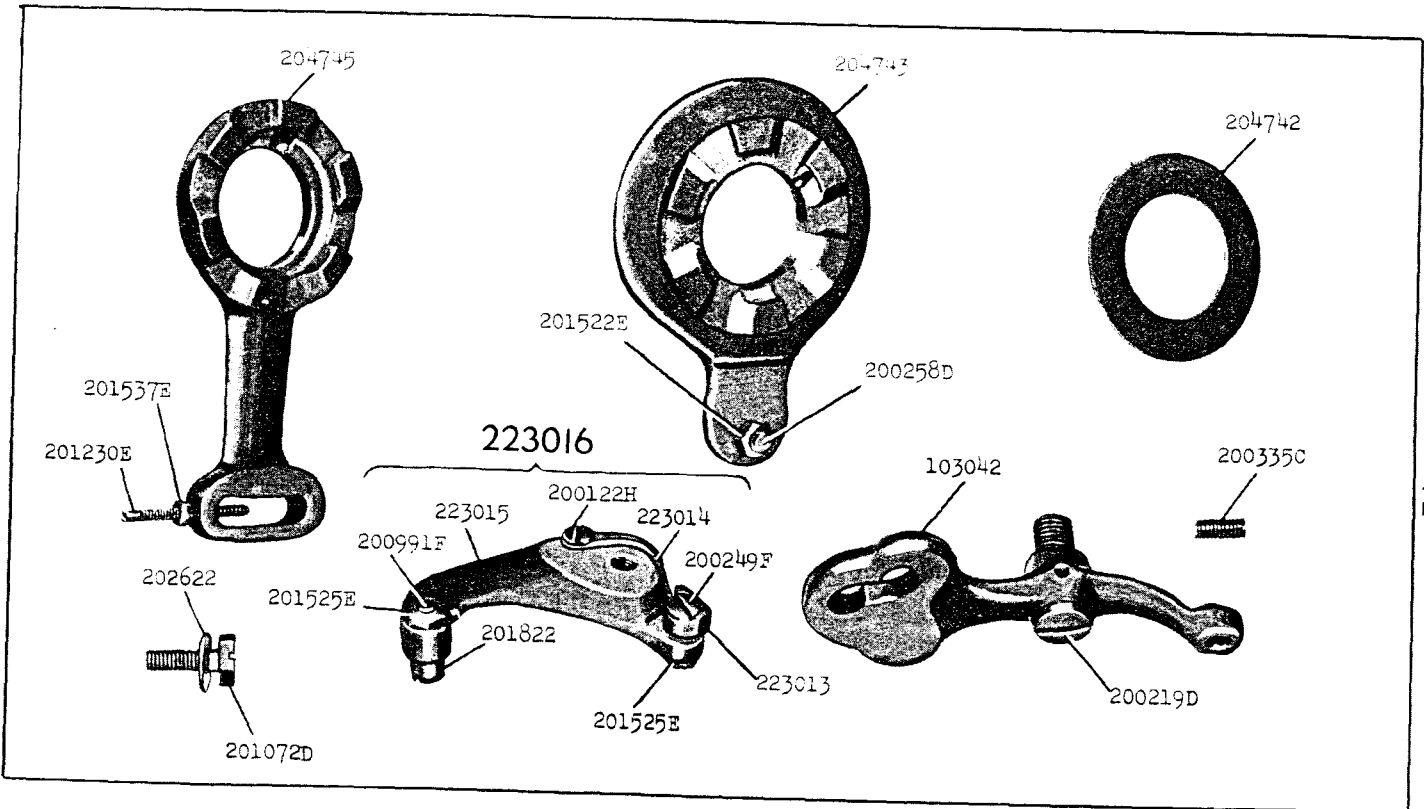
17701 - 1/4



17702 - 5/8



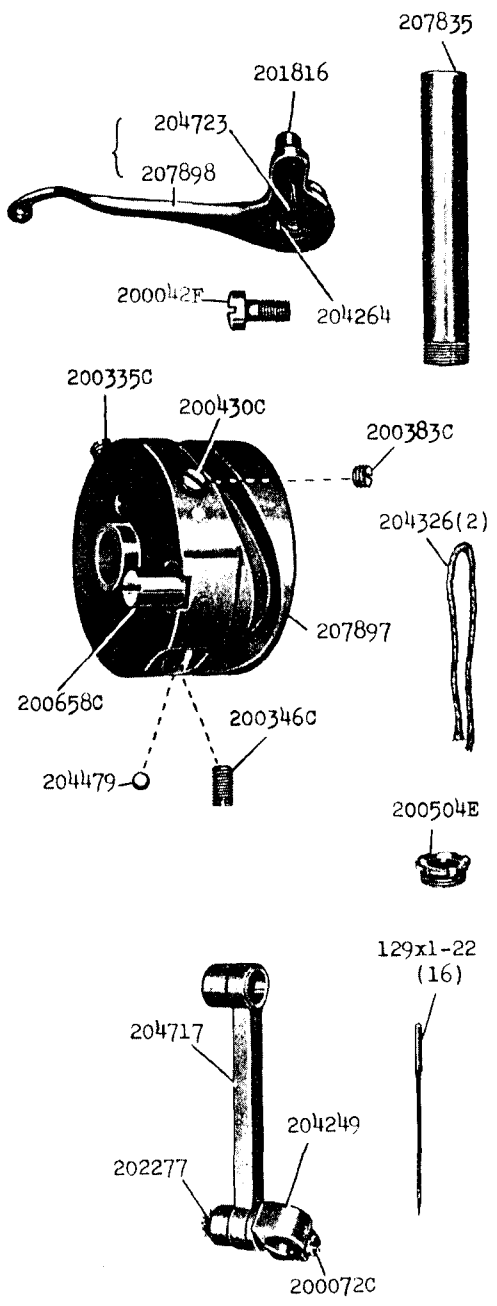
17703 - 1/2



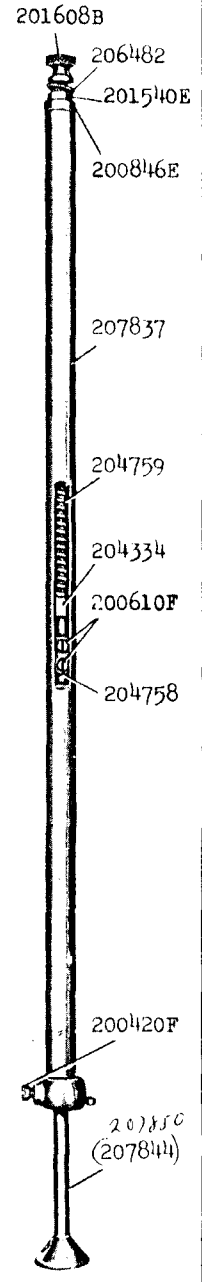
17704 - 1/2

17705 - 1/2

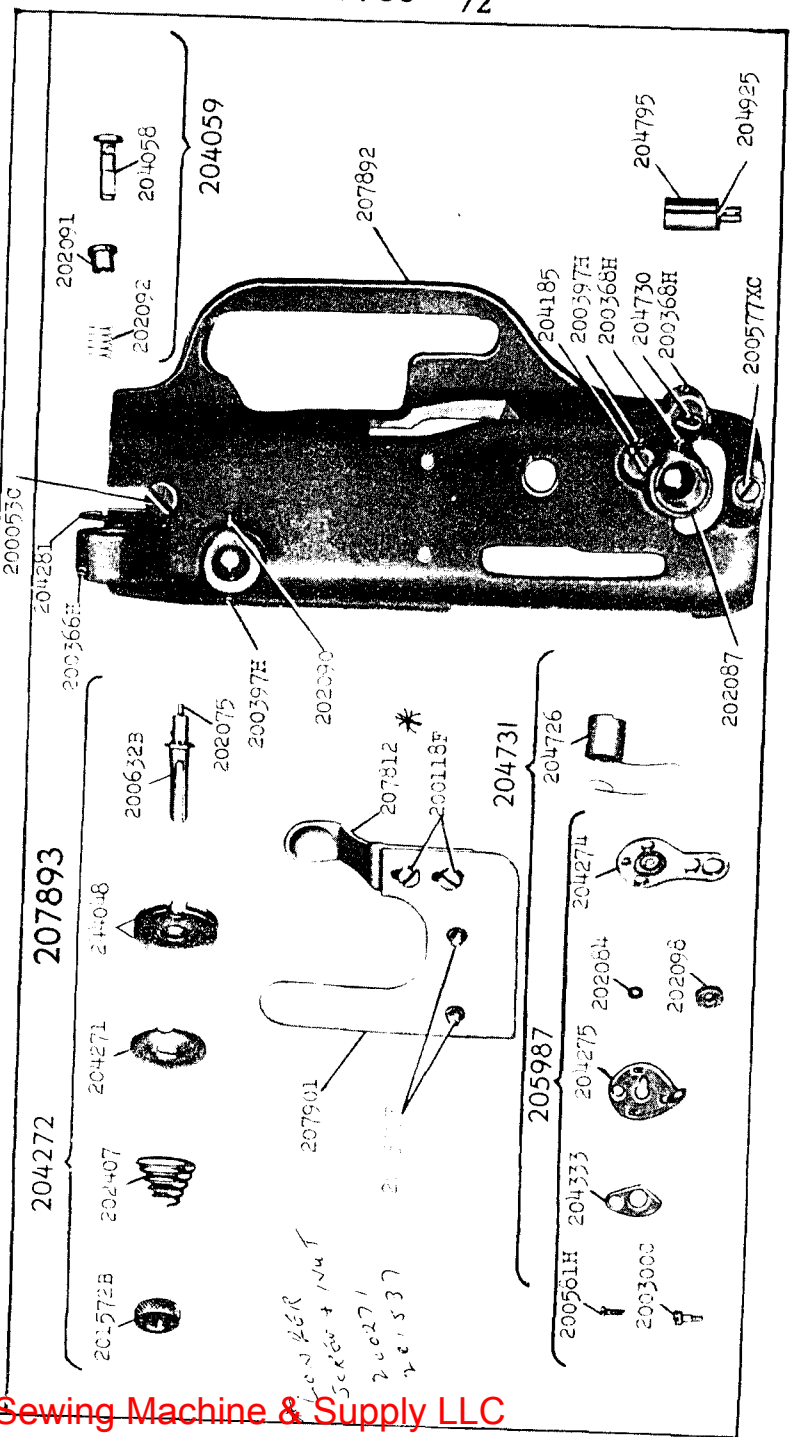
207900




106281
(207839)
(207839)



17706 - 1/2




17707




206105

203376



207418-46

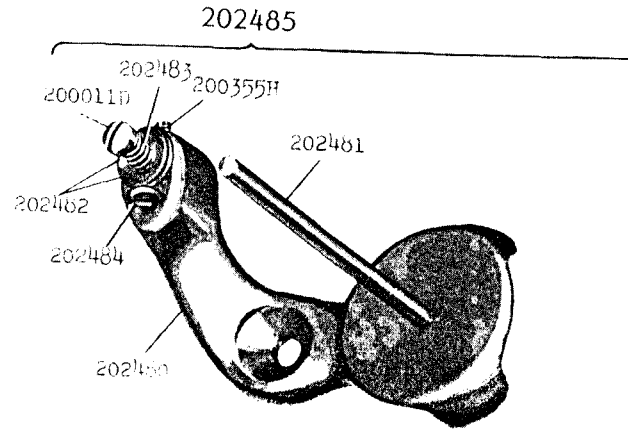


204177

2005775C

17708 - 2/3

227524



202485

202483 200355H
200011D

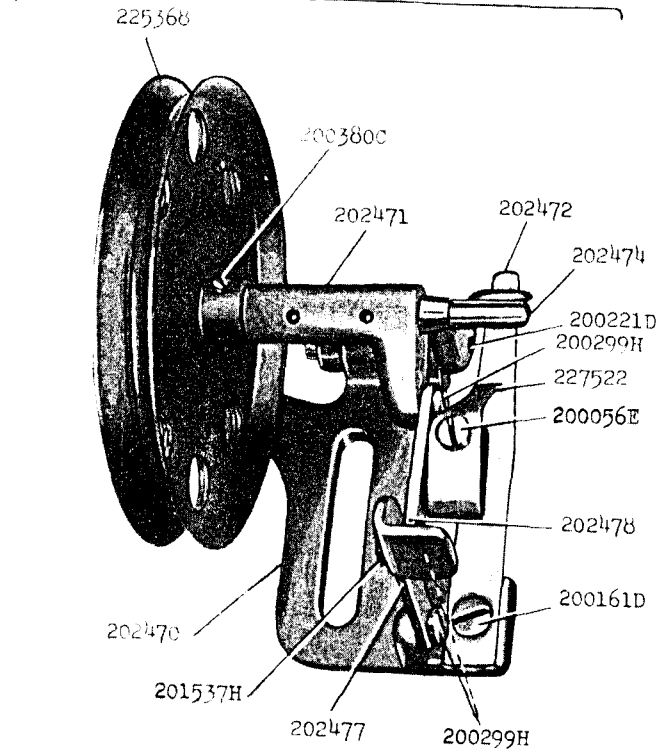
202481

202462

202484

202480

227523



225368

200380C

202471

202472

202474

200221D

200299H

227522

200056E

202478

200161D

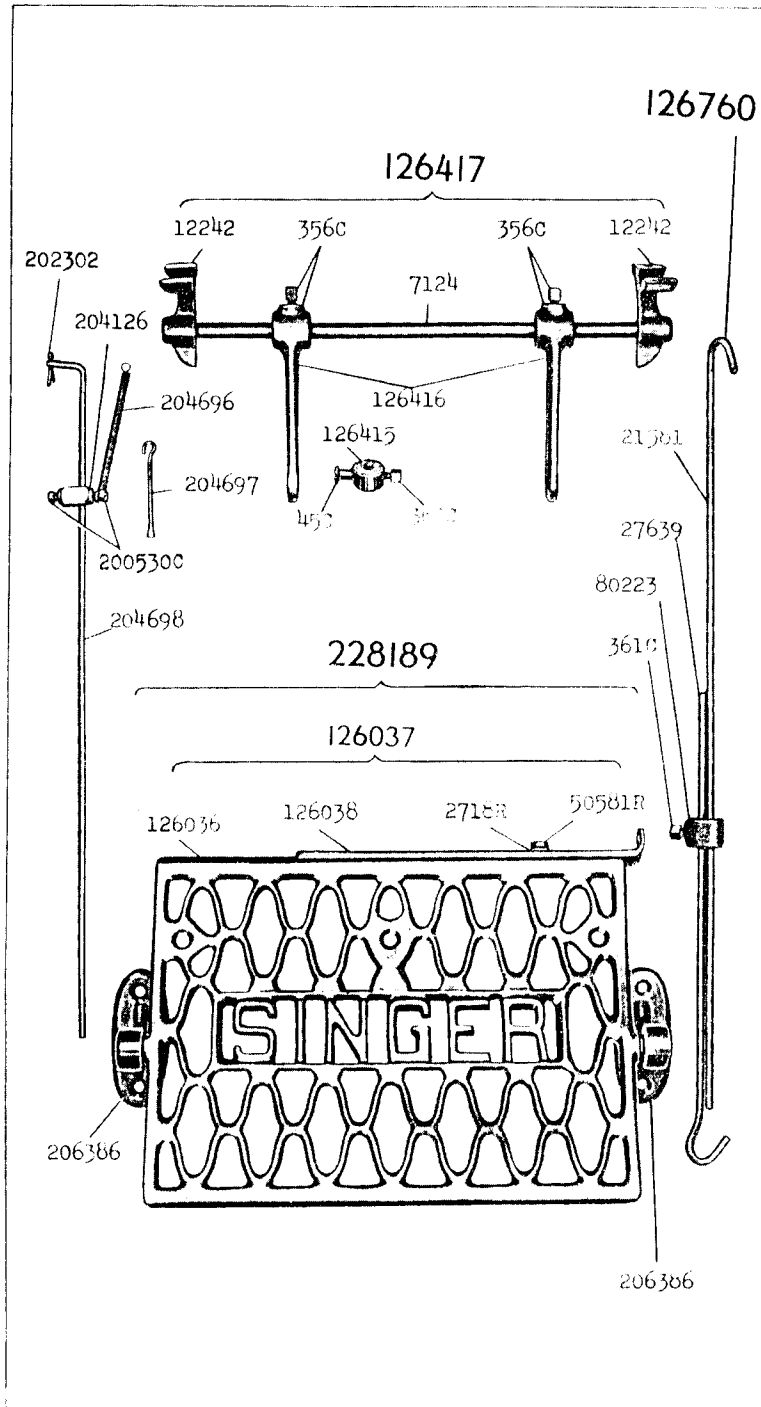
202470

201537H

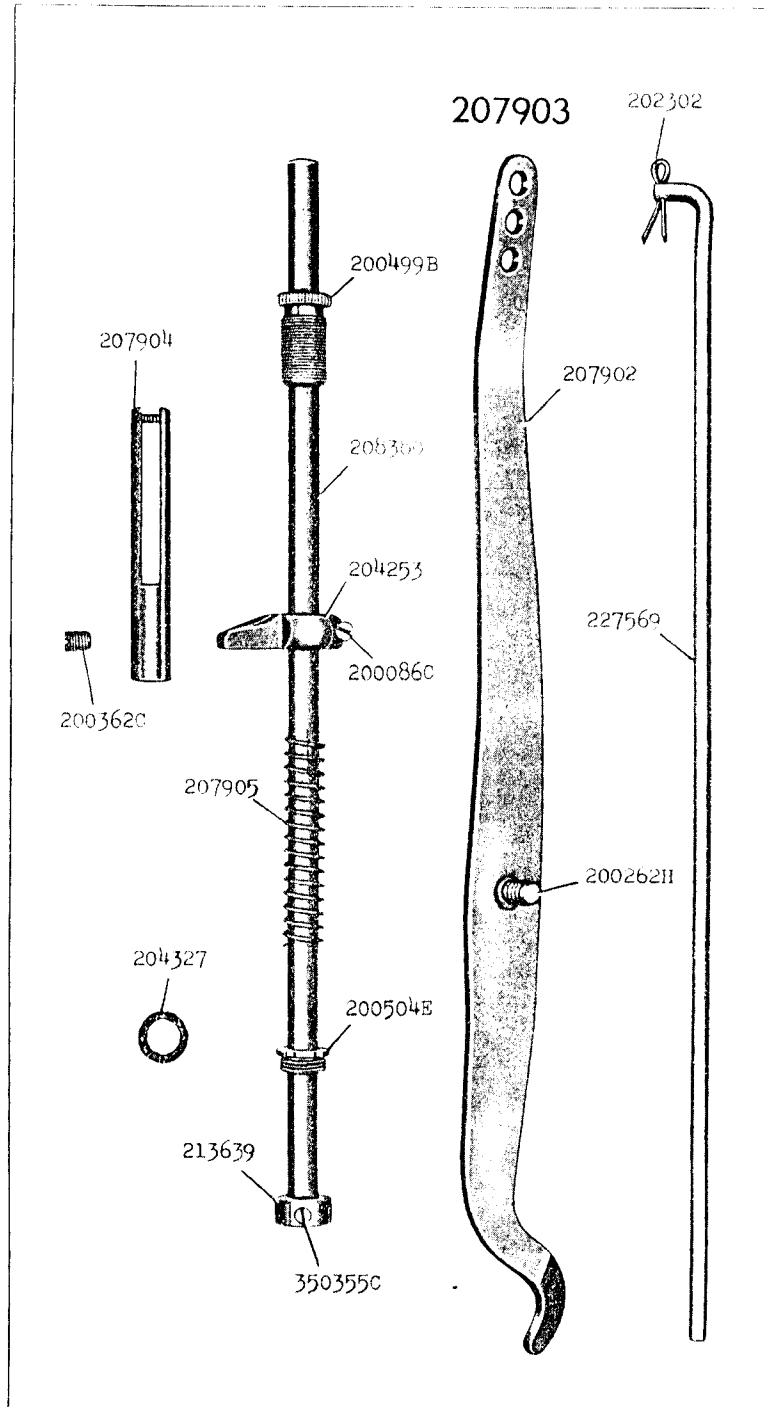
202477

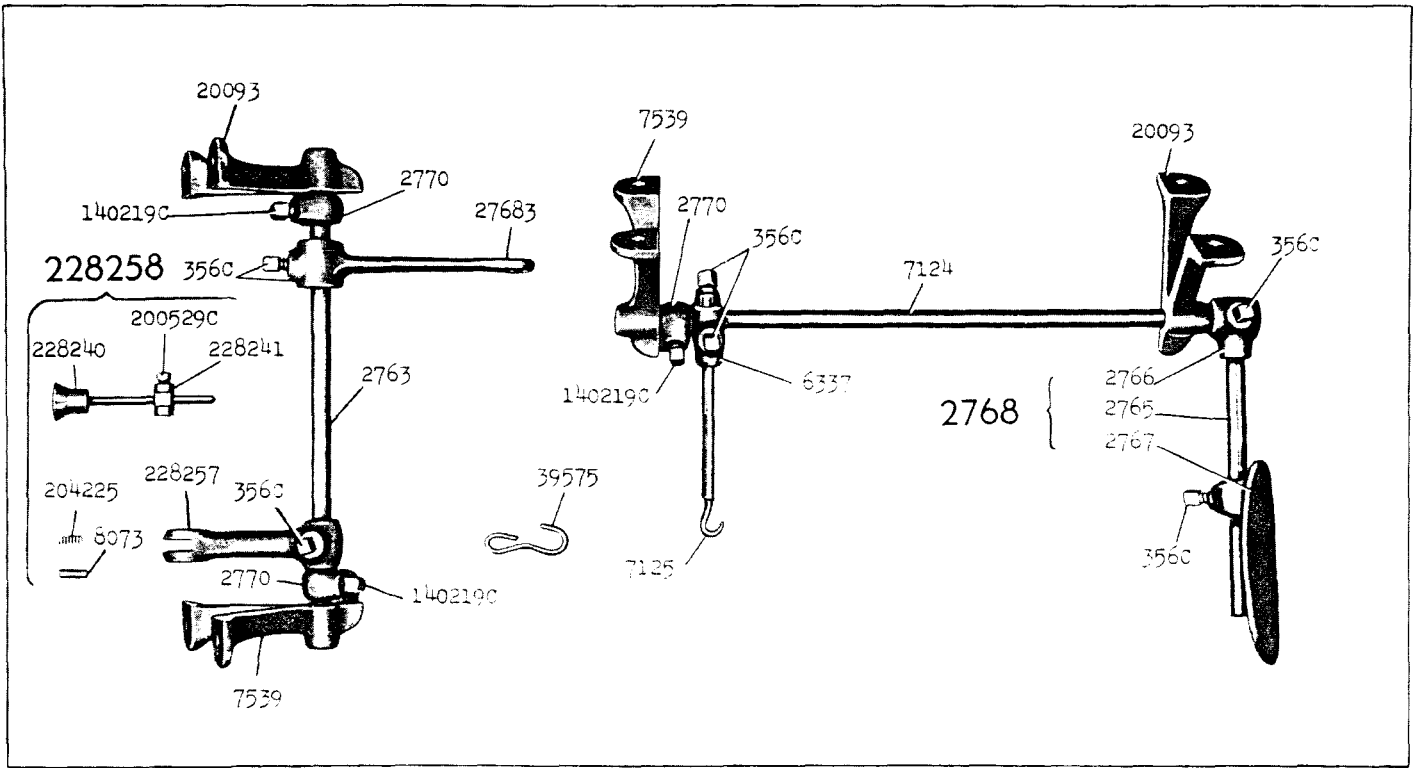
200299H

17709 - 1/5

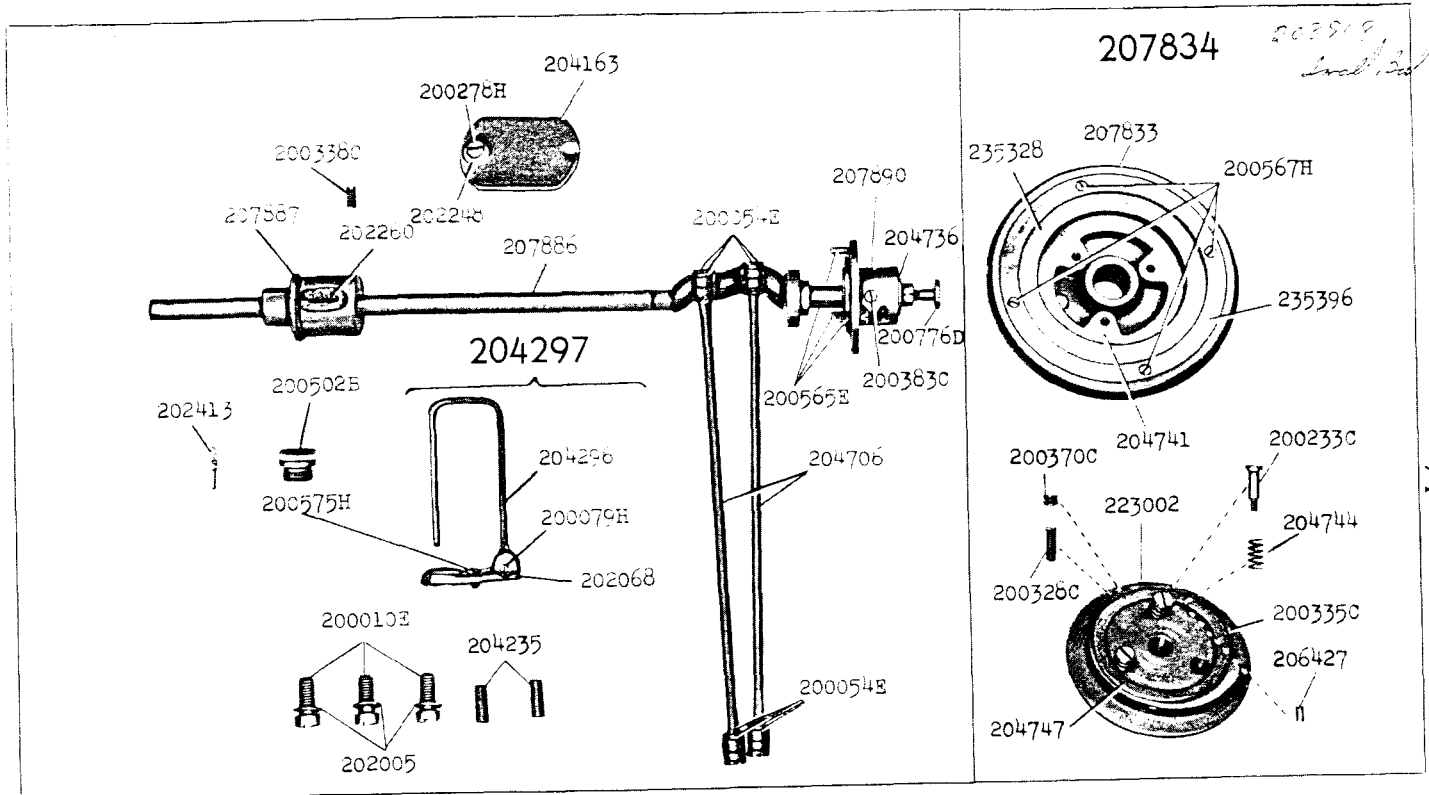


17710 - 1/2



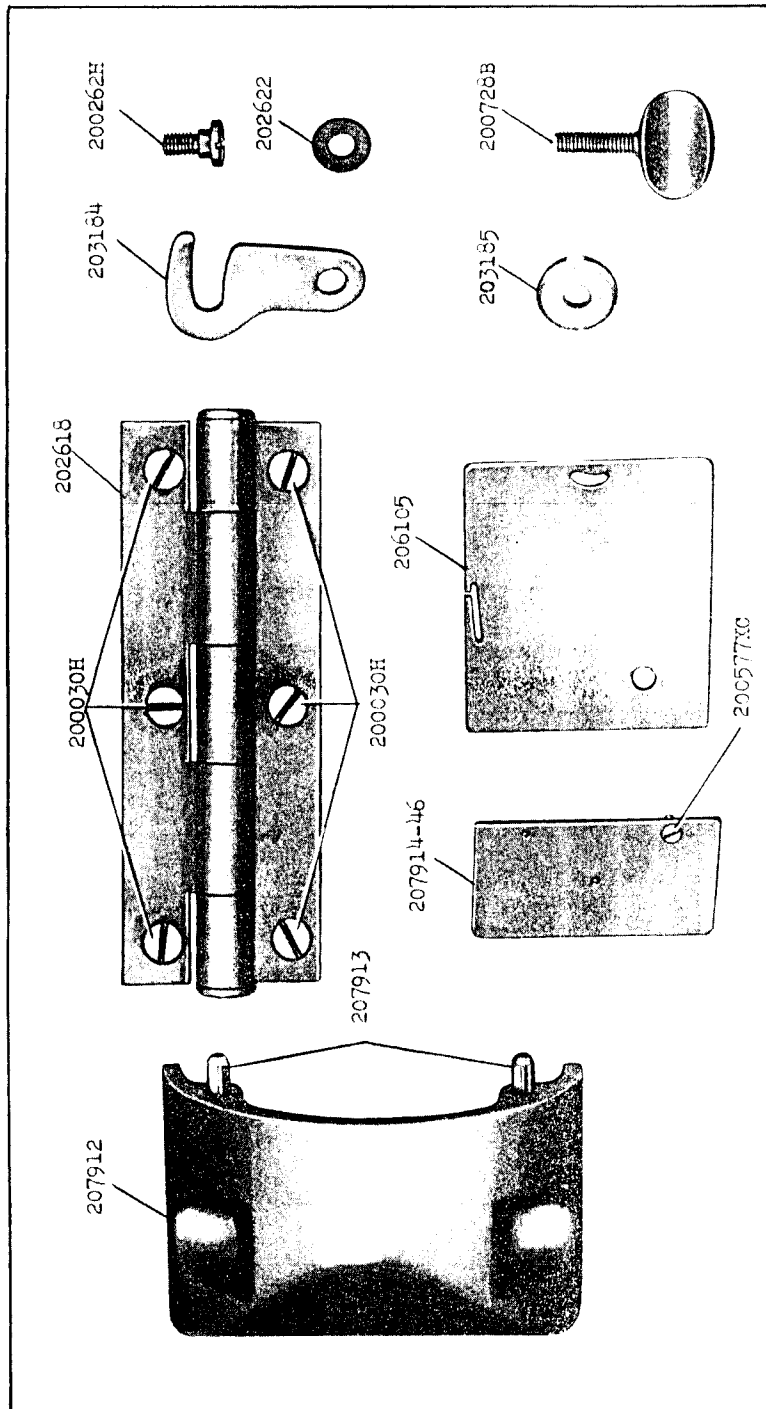


17711 - 1/4

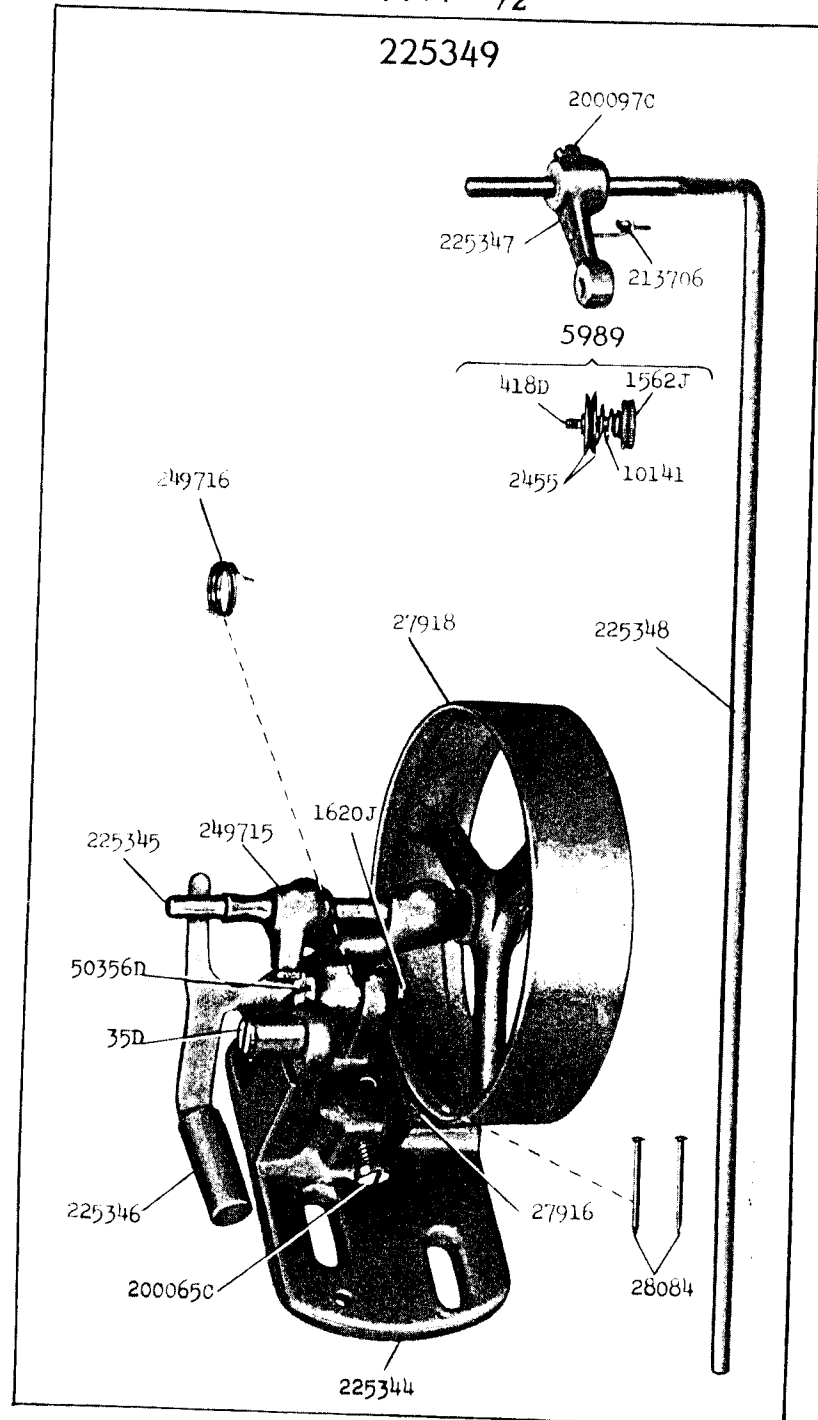


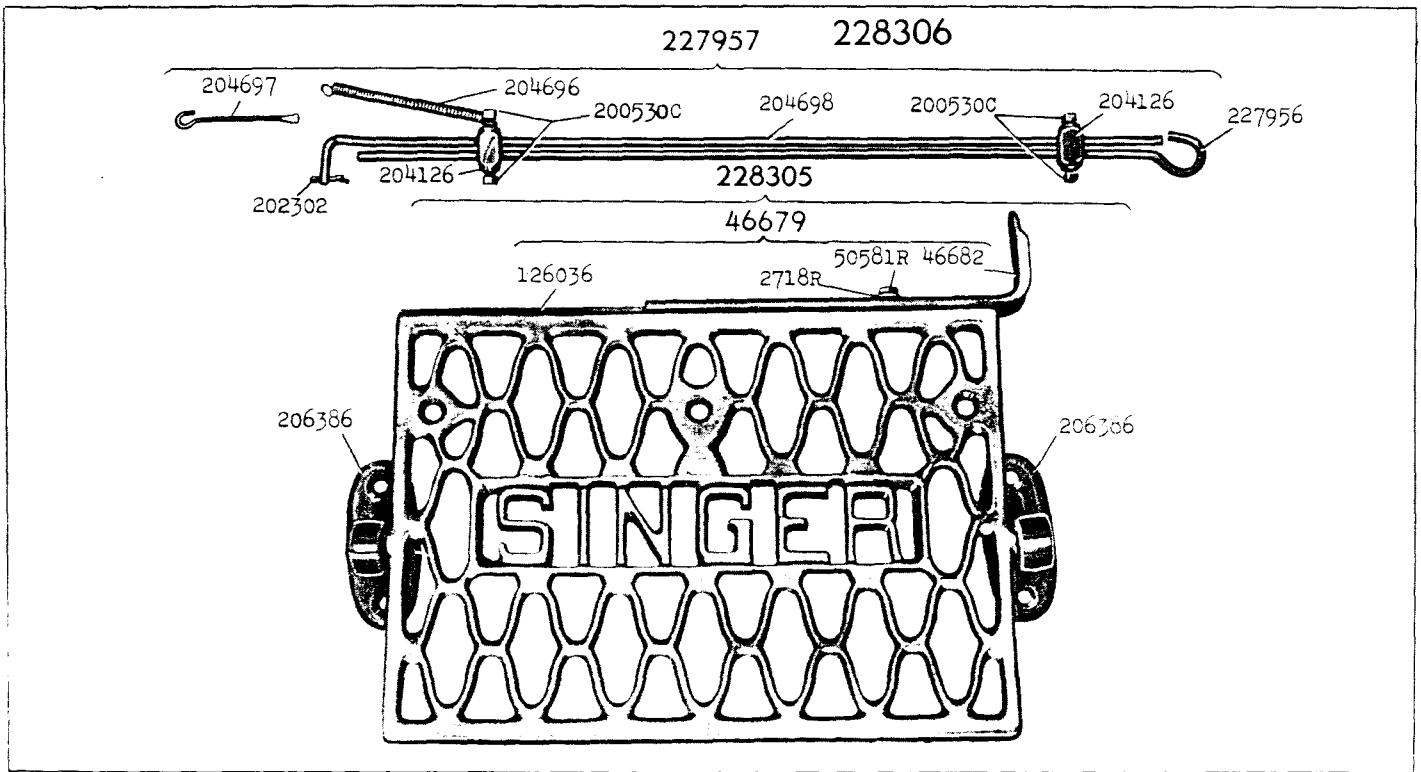
17712 - 1/4

17713 - 1/2

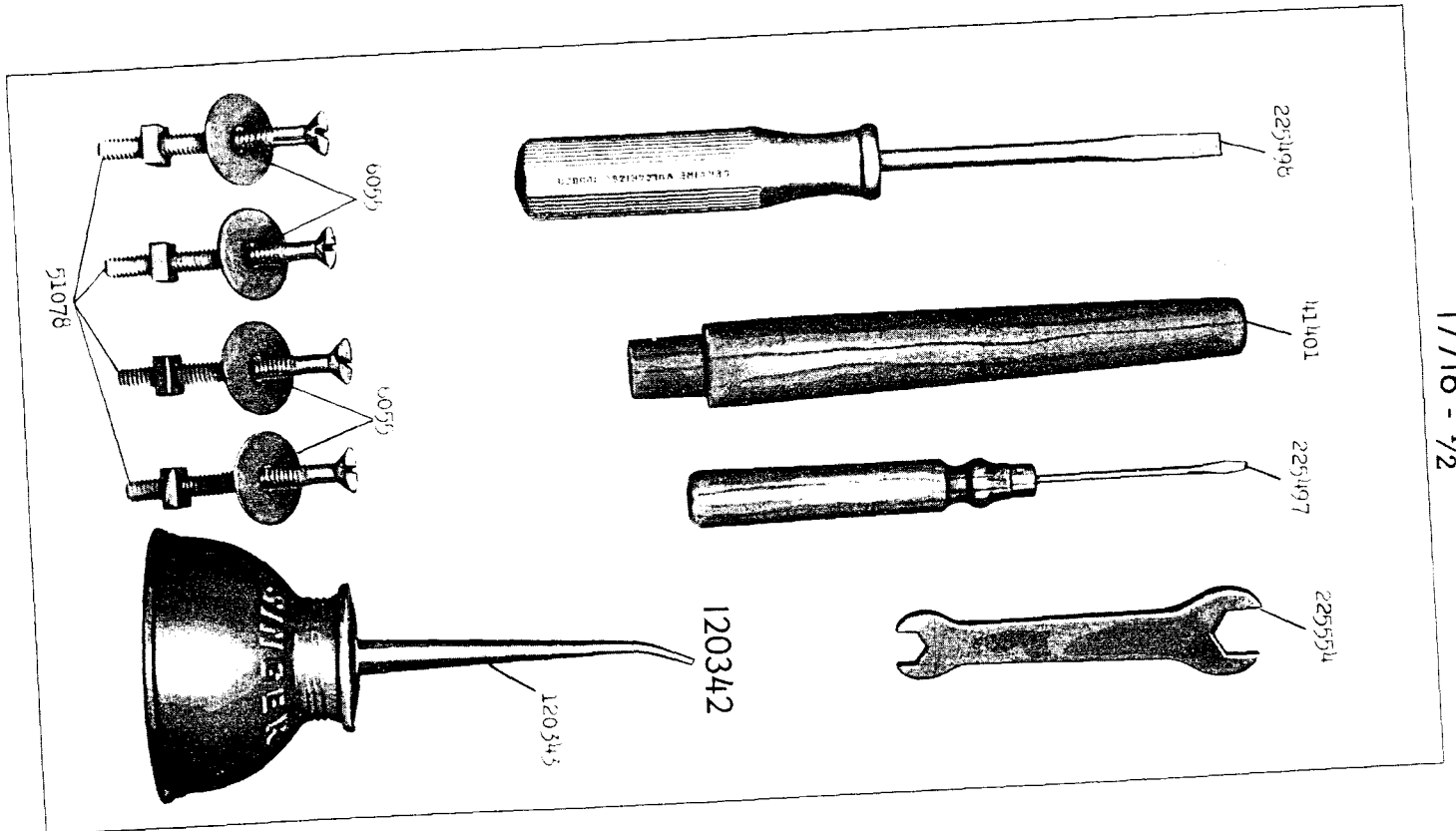


17714 - 1/2





17715 - 1/4



17716 - 1/2